

Vina Danks Middle School



iReady Family/Parent Information *Información para padres / Familiares de iReady*

January 7, 2021 / 7 de enero de 2021



Zoom Norms / *Normas de Zoom*

1. Please have your video on.
2. Please keep your audio on mute.
3. Please post questions in the chat.

1. *Por favor tenga su video encendido.*
2. *Por favor mantenga el audio en silencio.*
3. *Por favor publique preguntas en el chat.*



When is the OMSD iReady Testing Window?

January 11, 2021 through January 22, 2021

How will the test be administered?

All Math and ELA teachers will administer the assessment remotely during a live zoom session.

What is the testing schedule for Vina Danks?

Week #1: Math iReady

Week #2: Reading iReady

What is our school goal?

School Goal is 100% assessment **completion.**



¿Cuándo es el período de prueba OMSD iReady?

11 de enero hasta el 22 de enero de 2021

¿Cómo se administrará la prueba?

Todos los maestros de matemáticas y ELA administrarán la evaluación de forma remota durante una sesión de zoom en vivo.

¿Cuál es el calendario de pruebas de Vina Danks?

Semana # 1: Math iReady

Semana # 2: Lectura iReady

¿Cuál es nuestra meta escolar?

La meta de la escuela es completar la evaluación al 100%.



Agenda / Agenda

- **i-Ready Overview** / *Descripción general de i-Ready*
- **Explain How the Diagnostic Works and How It Will Be Administered Remotely** / *Explique cómo funciona el diagnóstico y cómo se administrará de forma remota*
- **Explore i-Ready Resources for At-Home Learning** / *Explore los recursos de i-Ready para el aprendizaje en casa*
- **Q & A** / preguntas y respuestas



What is *i-Ready*?



Insight

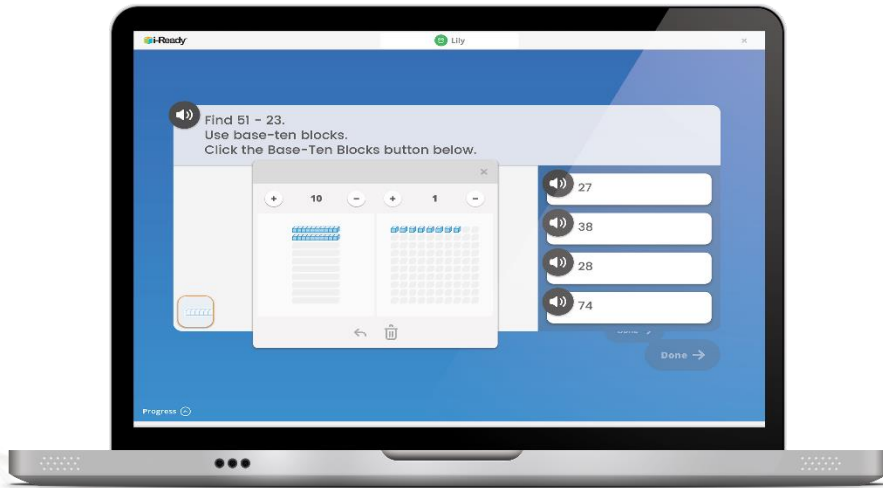
ed
ion

Resources

As insight, a resource for students to get them on a path to proficiency, i-Ready is the key.



i-Ready Diagnostic



The *i-Ready Diagnostic* is an adaptive assessment that adjusts its questions to suit your student's needs. Each item a student sees is individualized based on their answer to the previous question.

The purpose of the Diagnostic is not to give your student a score or grade, but instead to determine how best to support your student's learning.



Adaptive Diagnostic Assessment

Question
Difficulty

Grade 12





How Does the Diagnostic Work?

i-Ready is an **adaptive test**. This means the questions change based on your answers.

Some questions will be . . .



Hard



Easy



Just Right!



Subject: Reading ▾ Diagnostic: Diagnostic 1 (09/14/19) ▾ Placement Definition: Standard View ▾



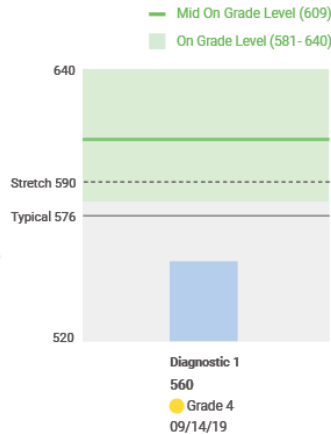
Diagnostic 1

Typical Growth

The average annual growth for a student at this grade and placement level. ⓘ

Stretch Growth

An ambitious but attainable level of annual growth that puts on-grade level students on a path to achieve/maintain advanced proficiency levels. ⓘ



This Diagnostic used to establish Growth Measures.

Overall	Grade 4 (560) Standard Error +/- 12
Phonological Awareness *	Tested Out
Phonics *	Grade 3
High-Frequency Words *	Tested Out
Vocabulary	Grade 4
Comprehension: Literature	Grade 4
Comprehension: Informational Text	Grade 3

* Foundational Domains

National Norm and Lexile® Performance

National Norm:
38th Percentile ⓘ

Lexile measure & range:
830L, range 730L-880L

"Find a Book, i-Ready®" enables you to build custom reading lists. Based on the student's Lexile® measure and personal interests. Search for books now at www.Lexile.com/Fab/i-Ready.
[Understanding Lexile Measures](#)
[Find a Book, i-Ready](#)

Lexile® is a trademark of MetaMetrics, Inc., and is registered in the United States and abroad. Copyright © 2020 MetaMetrics, Inc. All rights reserved.

Placement by Domain

Results in Phonics indicate that Danielle has difficulty decoding words accurately. Vocabulary is another cause for concern. This score indicates that Danielle has gaps in grade-level word knowledge. Targeting Phonics and Vocabulary instruction is the best way to support this student's growth as a reader. Taken together, this information places Danielle in Instructional Grouping 1.

Phonological Awareness ● Tested Out	Phonics ● Grade 3 514	High-Frequency Words ● Tested Out	Vocabulary ● Grade 4 561	Comprehension: Literature ● Grade 4 547	Comprehension: Informational Text ● Grade 3 519
--	---	--	--	---	---

Before the Assessment



Logging In: One Step Log In

This assessment is a computer based assessment.

All students will use their **OMSD** device.

Students will log on during a live zoom session during their Math or ELA class.

Students will be guided by the teacher on how to access the assessment on CLEVER.



Iniciar sesión: Iniciar sesión en un paso

Esta evaluación es una evaluación basada en computadora.

Todos los estudiantes usarán su dispositivo OMSD.


Los estudiantes iniciarán sesión durante una sesión de zoom en vivo durante su clase de matemáticas o ELA.

Los estudiantes serán guiados por el maestro sobre cómo acceder a la evaluación en CLEVER.



Prepare for the Assessment

1. Students should sit in a quiet location, or a place in your home where they will not be distracted.
2. Students may use headphones, ear buds or airpods to listen to audio and block outside noise to help them focus.
3. Students should have a pencil and scratch paper for notes and to complete math problems if needed.
4. Teachers will monitor the testing time and need for breaks based on their classroom needs and classroom management.



Prepárese para la evaluación

1. Los estudiantes deben sentarse en un lugar tranquilo o en un lugar de su hogar donde no se distraigan.
2. Los estudiantes pueden usar audífonos, auriculares o airpods para escuchar el audio y bloquear el ruido externo para ayudarlos a concentrarse.
3. Los estudiantes deben tener un lápiz y papel borrador para notas y para completar problemas de matemáticas si es necesario.
4. Los maestros supervisarán el tiempo de prueba y la necesidad de descansos según las necesidades del aula y la gestión del aula.



During the Assessment





Student Survey

Once you **START** or **RESUME** your Diagnostic, you will see this question pop up on your screen:

Click **No** if you are taking the Diagnostic at **HOME**.



Are you working in your school building today?

Yes

No




Continue

Click the **green arrow** to move on.



The Student Experience

For **Reading**,
click on the **book**.



Reading

Kristin

400

Choose a subject.

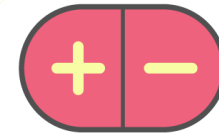


Reading



Math

For **Math**, click on
the **math signs**.



Math



The Student Experience

Reading Math Christopher 400 Family Center

My Path

Reading Diagnostic

Click the **green button** to start your Diagnostic.

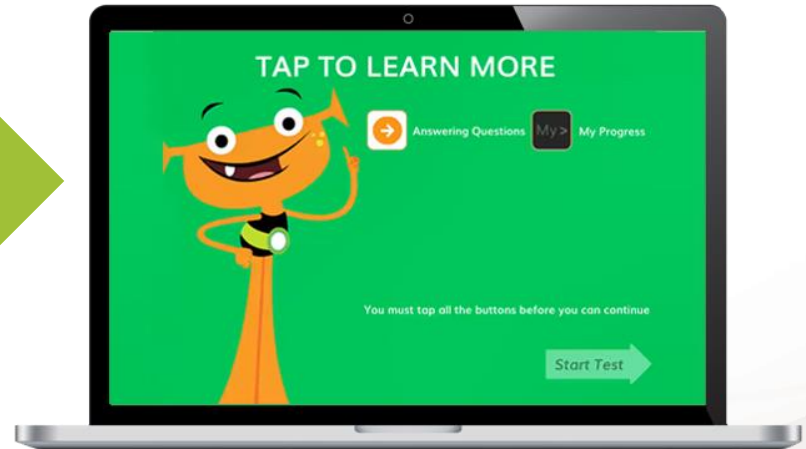
To Do My Progress My Stuff



The Student Experience



Watch a video.



Click on each button
at the bottom of the screen
you can press start.



Don't help your student *answer* any questions!

We want the best data possible so your student's teacher can provide instruction that is just right for them.



Getting Support






Administering the Diagnostic at Home

Let your child show what they know on *i-Ready*.

English | Spanish



[What You Need to Know and Do](#)

[Messages from Teachers](#)

[Family Resources](#)



Administering the Diagnostic at Home

Dear Families,

Your child's teachers need to know what our students already know and what they still need to learn so we can plan how to teach them best. The *i-Ready Diagnostic* can help us get this information for each child, but only if students give it their best effort without anyone else helping with the answers.

Here's how you can help:

- **1** **Watch this [video](#)**
to familiarize yourself with the Diagnostic and how to best support your child.
- **2** **Get organized**
by finding a quiet space for your student to take the test and confirming your technology is working properly.
- **3** **Motivate your child**
by explaining how doing their best will help their teachers know how to teach them better.
- **4** **Support, but DO NOT help**
by encouraging your child to stay focused and try their best and NOT helping them with the answers.
- **5** **Celebrate your child's effort**
once you have confirmed they have completed the assessment.

For more information, tips, and tools, visit i-Ready.com/FamiliesAssessAtHome.
© 2020 Curriculum Associates, LLC. All rights reserved.





Key Takeaways


The Diagnostic allows *i-Ready* to personalize your student's online learning path and provides information so you can best meet students' needs.

Help your student create a great testing environment, but don't help them on the assessment!

Check the dashboard to see how instruction is going.




Getting Help

ENGLISH ESPAÑOLMENU


Welcome!

The *i-Ready* Family Center is the place to learn how you can support and encourage your child's success with *i-Ready*.

Want a printable document that summarizes all of this information? Download the Family Guide, available in [English](#), [Spanish](#), [Portuguese](#), and [Haitian Creole](#). Click [here](#) for additional family resources translated into multiple languages.




Guidance and tips for students learning at home.




What is i-Ready?

Learn how *i-Ready* works to help your child build essential math and reading skills.



FAQs

Find answers to your frequently asked questions.

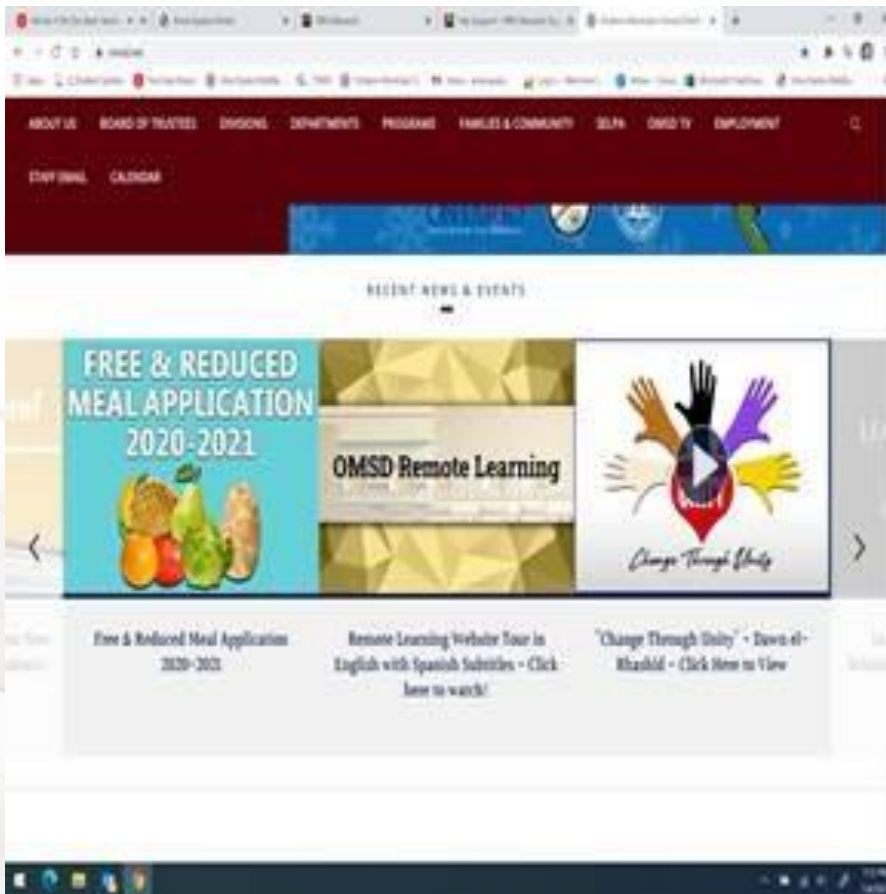


Assess at Home Support

Guidance and tips for students taking the *i-Ready Diagnostic* at home.

Additional Resources

Here is a literacy resource to help you at home while you work with your children.



[Click on the link to access the printable version of the resources.](#)



Thank You! / ¡Gracias!



© 2020 Curriculum Associates, LLC. All rights reserved.

