
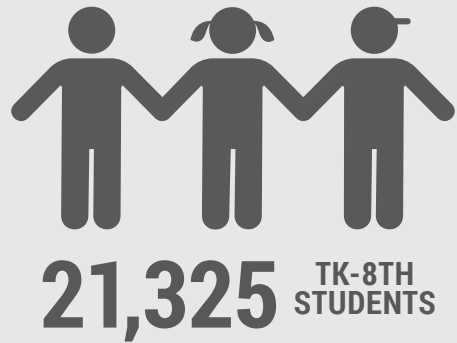


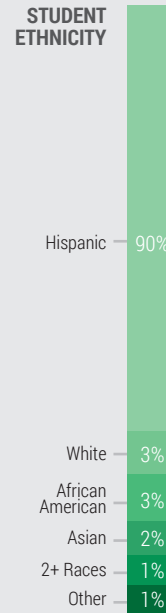


# Local Control and Accountability Plan

## Plan Summary, 2019-2020



Elementary: 23 K-8th: 3  
Middle School: 6



### STUDENT GROUPS



## DISTRICT STORY

### Award-Winning Programs

IB, GATE, STEM & Art magnet schools, Dual Language Academies, AVID, & PBIS



### College Supports & Services

Graduate support & awareness through the OMSD Promise Scholars Foundation



### District Mission

Provide a world-class education in safe, respectful, & welcoming environments that empowers students, & cultivates college, career, & community partnerships



## LCAP HIGHLIGHTS

### GOAL #1



### High Quality Learning Environment

#### Highlighted Outcomes

MAINTAIN APPROPRIATELY ASSIGNED TEACHERS

MAINTAIN EL TEACHING AUTHORIZATIONS

### GOAL #2



### Increase Academic Achievement

#### Highlighted Outcomes

INCREASE STUDENT MATH ACHIEVEMENT

INCREASE READING PROFICIENCY

### GOAL #3



### Increase Student Engagement

#### Highlighted Outcomes

DECREASE SUSPENSION RATE

INCREASE ATTENDANCE RATE

### GOAL #4



### Increase Parent Engagement

#### Highlighted Outcomes

MAINTAIN PARENT INVOLVEMENT & INPUT

MAINTAIN PARENT RESOURCE ACCESS

## GREATEST PROGRESS




**Increased ELA Proficiency**

Indicator: California School Dashboard



Change:  
↑  
Increased



**Increased Math Proficiency**

Indicator: California School Dashboard



Change:  
↑  
Increased

### Planned Actions to Maintain Progress:

- 2.00** - Resources & PD support early literacy & students "Reading by Third Grade" initiative
- 2.02** - Student progress monitoring system (summative & formative assessments)
- 2.15** - Focused 21st Century skills professional development & resources
- 2.25** - Identify students who need additional supports, provide intervention & monitor progress
- 2.26** - Implement effective instructional strategies & supports (teacher & administration PD)

## GREATEST NEEDS


**Decrease Suspension Rate**



Indicator: California School Dashboard



Status:  
**=2.4%**  
Change:  
Maintained



**Decrease Rate of Chronic Absenteeism**

Indicator: California School Dashboard



Status:  
**=7.7%**  
Change:  
Maintained

**Increase English Learner Progress**



Indicator: ELPAC  
**23%** Well Developed  
**35%** Moderately Developed  
**26%** Somewhat Developed  
**16%** Beginning Stage

### Planned Actions to Address Needs:

- 2.17** - Provide designated ELD professional development
- 2.20** - Monitor EL academic, language development progress & provide evaluation resources
- 3.02** - Ensure daily chronic truant monitoring & provide family resources & support
- 3.04** - Provide PBIS training & implementation (Restorative Practices training & SWIS licenses)
- 3.12** - Administrative trainings promote student engagement & safety (SARB, new Bullying laws, & culturally appropriate discipline responses)

## PROGRESS GAPS

Subgroup in Need:



State Indicators:



**Foster Youth**

CA Dashboard Indicator: Math



**African American**

CA Dashboard Indicator: Suspension Rate



### Planned Actions to Address Performance Gaps:

- 2.04** - Instructional coaches support teacher capacity (ELA, Math, & engagement PD)
- 3.08** - Prioritize & monitor social/emotional needs & provide counseling services (Foster Youth & Homeless Students)
- 3.13** - Continue Multi-Tiered System of Supports (additional professional development for Implementation Team, site & District leaders, coaches, & leaders)
- 4.05** - Promise Scholars parent outreach & workshops (support student planning & preparation for college)



GOAL  
#1



## HIGH QUALITY LEARNING ENVIRONMENT

Outcomes - Highlighted Achievements	Expected Metrics	Actual Metrics	Achieved	Progress	Actual 2018-19 Expenditures	
1.1 - Maintain appropriately assigned teachers	100%	100%	✓	✓	<b>\$96,631,054</b>	
1.2 - Maintain EL teaching authorizations	100%	100%	✓	✓		
1.3 - Maintain facilities in good repair	100%	100%	✓	✓		
Actions - Highlighted Achievements	Budgeted Expenditures	Actual Expenditures	Spent	% Spent	Action Totals	Total % Spent
1.04 - SPED staff to support programs & services	\$30,835,757	\$30,152,134	✓	98%	\$94,204,816	<b>102%</b>
1.06 - Enhance, repair, & maintain school & District facilities	\$7,784,630	\$8,484,465	✓	109%	Budgeted Expenditures	
1.07 - Enhance & maintain facilities to support technology use	\$1,600,000	\$1,706,281	✓	107%	\$96,631,054 Actual Expenditures	



GOAL  
#2



## INCREASE ACADEMIC ACHIEVEMENT

Outcomes - Highlighted Achievements	Expected Metrics	Actual Metrics	Achieved	Progress	Actual 2018-19 Expenditures	
2.2 - Increase student Math achievement	48 pts below standard	48 pts below standard	✓	✓	<b>\$8,600,382</b>	
2.7 - Meet/Exceed County & State reclassification rate	18%	33.5%	✓	✓		
2.9 - Maintain all students enrolled in core subjects	100%	100%	✓	✓		
Actions - Highlighted Achievements	Budgeted Expenditures	Actual Expenditures	Spent	% Spent	Action Totals	Total % Spent
2.02 - Student progress monitoring system	\$359,900	\$343,141	✓	95%	\$8,967,217	<b>96%</b>
2.05 - Provide administrative PD & coaching	\$403,361	\$419,967	✓	104%	Budgeted Expenditures	
2.16 - Coordinate & implement EL programs & PD	\$145,123	\$143,217	✓	99%	\$8,600,382 Actual Expenditures	





## GOAL #3



### INCREASE STUDENT ENGAGEMENT

Outcomes - Highlighted Achievements	Expected Metrics	Actual Metrics	Achieved	Progress	Actual 2018-19 Expenditures	
3.1 - Decrease suspension rate	< 2.2%	2.4%	✓	✓	<b>\$7,567,611</b>	
3.3 - Increase attendance rate	97.7%	96.94%	✓	✓		
3.6 - Maintain low expulsion rate	0%	0%	✓	✓		
Actions - Highlighted Achievements	Budgeted Expenditures	Actual Expenditures	Spent	% Spent	Action Totals	Total % Spent
3.00 - Mentor staff & services to support student wellbeing	\$989,075	\$940,122	✓	95%	\$6,717,684	<b>112%</b> <div style="width: 112%;"></div>
3.10 - Provide After-school student programs	\$3,997,792	\$3,873,743	✓	97%	Budgeted Expenditures	
3.14 - Coordinate student wellness programs	\$176,518	\$184,287	✓	104%	\$7,567,611 Actual Expenditures	



## GOAL #4



### INCREASE PARENT ENGAGEMENT

Outcomes - Highlighted Achievements	Expected Metrics	Actual Metrics	Achieved	Progress	Actual 2018-19 Expenditures	
4.1 - Maintain parent involvement & input	100%	100%	✓	✓	<b>\$624,262</b>	
4.2 - Maintain parent resource access	100%	100%	✓	✓		
Actions - Highlighted Achievements	Budgeted Expenditures	Actual Expenditures	Spent	% Spent	Action Totals	Total % Spent
4.00 - Provide parent education & leadership workshops	\$271,684	\$259,859	✓	96%	\$668,389	<b>93%</b> <div style="width: 93%;"></div>
4.01 - Annual Parent Leadership Conference	\$30,000	\$29,994	✓	99%	Budgeted Expenditures	
4.04 - Timely & appropriate translations	\$226,152	\$240,640	✓	106%	\$624,262 Actual Expenditures	



# Stakeholder Engagement



2

**SURVEY**  
Conducted



3,458

**COMMENTS**  
Received



4,440

**STAKEHOLDERS**  
Engaged



3

**BOARD MEETINGS**  
Convened



10

**GROUPS**  
Involved

**Groups include:**

Parents, Students,  
Teachers, Staff,  
Administrators,  
Trustees, Parent  
Advisory Committees,  
Bargaining Units, &  
Community Members.



**Checklist of Items Shared:**

- District Profile Data
- State Priorities
- LCAP & LCFF Overview
- School Plan Alignment



OMSD has informed, consulted, & involved school stakeholders in the process of creating the LCAP as summarized above. Communications to stakeholders includes:

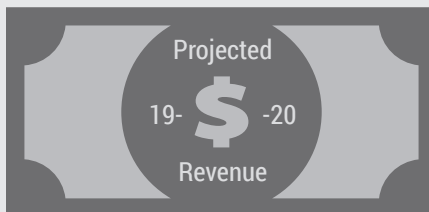


Website, email, phone, word of mouth, meetings.

# Budget Overview & Service Improvement



California law mandates Local Control Funding Formula consisting of the following tiers...



Concentration Grant	\$54,611,417
Supplemental Grant	
Base Grant	\$164,589,417
Other Revenue (state & local)	\$35,776,393
Federal Revenue	\$16,200,968

**Total Revenue: \$271,178,195**

...targeting disadvantaged students...



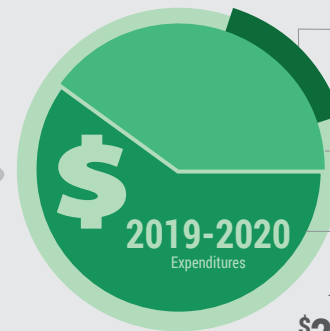
Low Income English Learners Foster Youth

...resulting in increased service of...

**34%**

2019-20 Expected Service Improvement Using:  
**\$54,611,417**  
In Total Concentration & Supplemental Grants

...to spend on expenditures in the district...



LCAP Expenditures for High Needs Students:  
**\$40,295,993**

LCAP Expenditures:  
**\$109,425,363**

Expenditures not included in the LCAP:  
**\$162,676,761**

Total General Fund Expenditures:  
**\$272,102,124**

...which is reported on the following year

	Budgeted	Actual
2018-19	\$32,129,314	\$33,445,360

GOAL

#1



## High Quality Learning Environment

GOAL DETAILS

**STATE PRIORITIES**

1. Basic Services

2. Academic Standards

3. Parent Involvement

4. Student Achievement

5. Student Engagement

6. School Climate

7. Course Access

8. Other Outcomes



**STATUS**

New

Modified

Unchanged























EXPECTED 2019-2020 MEASURABLE **OUTCOMES**

<p>1.1</p> <div style="text-align: center; margin: 10px 0;">  </div> <p style="text-align: center;">MAINTAIN APPROPRIATELY ASSIGNED TEACHERS</p> <div style="display: flex; justify-content: space-around; font-size: 0.8em;"> <div style="text-align: center;">2019-2020 <b>= 100%</b></div> <div style="text-align: center;">Baseline  100%</div> </div>	<p>1.2</p> <div style="text-align: center; margin: 10px 0;">  </div> <p style="text-align: center;">MAINTAIN EL TEACHING AUTHORIZATIONS</p> <div style="display: flex; justify-content: space-around; font-size: 0.8em;"> <div style="text-align: center;">2019-2020 <b>= 100%</b></div> <div style="text-align: center;">Baseline  100%</div> </div>	<p>1.3</p> <div style="text-align: center; margin: 10px 0;">  </div> <p style="text-align: center;">MAINTAIN FACILITIES IN GOOD REPAIR</p> <div style="display: flex; justify-content: space-around; font-size: 0.8em;"> <div style="text-align: center;">2019-2020 <b>= 0%</b> <small>Extreme Deficiency</small></div> <div style="text-align: center;">Baseline  0%</div> </div>	<p>1.4</p> <div style="text-align: center; margin: 10px 0;">  </div> <p style="text-align: center;">MAINTAIN STUDENT ACCESS TO STANDARDS-ALIGNED MATERIALS</p> <div style="display: flex; justify-content: space-around; font-size: 0.8em;"> <div style="text-align: center;">2019-2020 <b>= 100%</b></div> <div style="text-align: center;">Baseline  100%</div> </div>
---	--	---	---

EXPECTED 2019-2020 **ACTIONS & EXPENDITURES**


🎯 Goal # 1	🔨 Action / Service	💰 Amount	🎯 Target	🔄 Status
	1.00 - Regularly conduct a salary study to <b>recruit &amp; retain highly qualified teachers &amp; staff</b> (recruitment fairs, incentives, pre-employment assessments)	\$17,519,216	 All Students	 Modified
	1.01 - Ensure all teachers have <b>English Language Learner authorizations</b>	\$5,171		
	1.02 - Elementary administrators <b>support student engagement</b> , academic & social-emotional monitoring, & student safety	\$4,195,589	 Foster Youth  English Learners	
	1.03 - <b>Additional staff</b> and instructional minutes to support LI, EL & FY student programs	\$11,365,376	 Low Income	

EXPECTED 2019-2020 ACTIONS & EXPENDITURES

 Goal #1	 Action / Service	 Amount	 Target	 Status
	1.04 - Ensure <b>SPED staff to support programs &amp; services</b> (teachers, instructional support staff, school psychologists, specialists, & other personnel)	\$31,250,942	 Students with Disabilities	 Modified 
	1.05 - Provide comprehensive <b>teacher induction</b> support program	\$347,505	 Low Income	
	1.06 - Enhance, repair, & <b>maintain school &amp; District facilities</b>	\$7,949,213	 All Students	
	1.07 - Enhance & maintain facilities to <b>support technology use</b>	\$1,064,253	 All Students	
	1.08 - Maintain, increase, & <b>upgrade student &amp; staff devices</b>	\$878,465	 All Students	
	1.09 - <b>Technology Teachers on Assignment &amp; Information Services Support Techs</b> support digital literacy professional development	\$1,910,304	 Low Income	
	1.10 - Maintain student access to <b>standards based textbooks</b> across content areas (including new NGSS adoption in grades TK-8.)	\$1,400,000	 All Students	
	1.11 - Regularly conduct a salary study to <b>recruit &amp; retain nursing &amp; health staff</b>	\$2,330,373	 All Students	
	1.12 - Maintain <b>Speech Language Pathologist salary schedule</b> to ensure adequate staffing	\$6,307,422	 Students with Disabilities	
	1.13 - Per focus recommendation, extended day kindergarten action has been discontinued	N/C	 Discontinued	
	1.14 - <b>Maintain 26:1 class size ratio</b> in TK-3rd grade & 24:1 in Kindergarten	\$4,354,254	  	
	1.15 - Additional school site staff to <b>support student safety &amp; wellbeing</b>	\$607,917		
	1.16 - Provide <b>general education transportation</b> to promote school access, increase attendance, & ensure student safety	\$712,057	 Low Income	



## GOAL #2



# Increase Academic Achievement

GOAL DETAILS

STATE PRIORITIES

1. Basic Services

2. Academic Standards

3. Parent Involvement

4. Student Achievement

5. Student Engagement

6. School Climate

7. Course Access

8. Other Outcomes

---





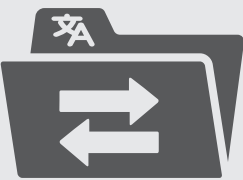



STATUS

New

Modified
































Unchanged

EXPECTED 2019-2020 MEASURABLE **OUTCOMES**


<p>2.1</p> <div style="text-align: center;"></div> <p style="text-align: center;">INCREASE STUDENT ELA ACHIEVEMENT</p> <table style="width: 100%; font-size: 8px;"> <tr> <td style="text-align: center;">2019-2020 <b>+8.7</b> Pts toward standard</td> <td style="text-align: center;">Baseline <b>20.6</b> Pts below</td> </tr> </table>	2019-2020 <b>+8.7</b> Pts toward standard	Baseline <b>20.6</b> Pts below	<p>2.2</p> <div style="text-align: center;"></div> <p style="text-align: center;">INCREASE STUDENT MATH ACHIEVEMENT</p> <table style="width: 100%; font-size: 8px;"> <tr> <td style="text-align: center;">2019-2020 <b>+9.3</b> Pts toward standard</td> <td style="text-align: center;">Baseline <b>48</b> Pts below</td> </tr> </table>	2019-2020 <b>+9.3</b> Pts toward standard	Baseline <b>48</b> Pts below	<p>2.3</p> <div style="text-align: center;"></div> <p style="text-align: center;">INCREASE EL PROGRESS INDICATOR</p> <table style="width: 100%; font-size: 8px;"> <tr> <td style="text-align: center;">2019-2020 <b>↓</b> Pending new state guidelines for ELPI</td> <td style="text-align: center;">Baseline <b>48</b> Pts below</td> </tr> </table>	2019-2020 <b>↓</b> Pending new state guidelines for ELPI	Baseline <b>48</b> Pts below	<p>2.4</p> <div style="text-align: center;"></div> <p style="text-align: center;">INCREASE READING PROFICIENCY</p> <table style="width: 100%; font-size: 8px;"> <tr> <td style="text-align: center;">2019-2020 <b>↑60%</b> 3rd Grade Reading Inventory</td> <td style="text-align: center;">Baseline <b>45%</b></td> </tr> </table>	2019-2020 <b>↑60%</b> 3rd Grade Reading Inventory	Baseline <b>45%</b>
2019-2020 <b>+8.7</b> Pts toward standard	Baseline <b>20.6</b> Pts below										
2019-2020 <b>+9.3</b> Pts toward standard	Baseline <b>48</b> Pts below										
2019-2020 <b>↓</b> Pending new state guidelines for ELPI	Baseline <b>48</b> Pts below										
2019-2020 <b>↑60%</b> 3rd Grade Reading Inventory	Baseline <b>45%</b>										
<p>2.5</p> <div style="text-align: center;"></div> <p style="text-align: center;">MEET/EXCEED COUNTY &amp; STATE RECLASSIFICATION RATE</p> <table style="width: 100%; font-size: 8px;"> <tr> <td style="text-align: center;">2019-2020 <b>↑</b></td> <td style="text-align: center;">Baseline <b>33.5%</b></td> </tr> </table>	2019-2020 <b>↑</b>	Baseline <b>33.5%</b>	<p>2.6</p> <div style="text-align: center;"></div> <p style="text-align: center;">REDUCE LONG TERM ENGLISH LEARNERS</p> <table style="width: 100%; font-size: 8px;"> <tr> <td style="text-align: center;">2019-2020 <b>↓632</b></td> <td style="text-align: center;">Baseline <b>666</b></td> </tr> </table>	2019-2020 <b>↓632</b>	Baseline <b>666</b>	<p>2.7</p> <div style="text-align: center;"></div> <p style="text-align: center;">MAINTAIN TEACHER PD ON STATE STANDARDS</p> <table style="width: 100%; font-size: 8px;"> <tr> <td style="text-align: center;">2019-2020 <b>=100%</b></td> <td style="text-align: center;">Baseline <b>100%</b></td> </tr> </table>	2019-2020 <b>=100%</b>	Baseline <b>100%</b>	<p>2.8</p> <div style="text-align: center;"></div> <p style="text-align: center;">MAINTAIN ALL STUDENTS ENROLLED IN CORE SUBJECTS</p> <table style="width: 100%; font-size: 8px;"> <tr> <td style="text-align: center;">2019-2020 <b>=100%</b></td> <td style="text-align: center;">Baseline <b>100%</b></td> </tr> </table>	2019-2020 <b>=100%</b>	Baseline <b>100%</b>
2019-2020 <b>↑</b>	Baseline <b>33.5%</b>										
2019-2020 <b>↓632</b>	Baseline <b>666</b>										
2019-2020 <b>=100%</b>	Baseline <b>100%</b>										
2019-2020 <b>=100%</b>	Baseline <b>100%</b>										



EXPECTED 2019-2020 ACTIONS & EXPENDITURES

 Goal #2	 Action / Service	 Amount	 Target	 Status
	2.00 - Resources & PD <b>support early literacy</b> & students “Reading by Third Grade” initiative	\$119,360	 Low Income     Low Income     Students with Disabilities  Unchanged  Low Income  All Students   English Learners     English Learners  Low Income	 Modified   Modified   Unchanged  Modified 
	2.01 - Support <b>pedagogy &amp; adopted materials</b> (resources & focused PD)	\$151,193		
	2.02 - Student progress <b>monitoring system</b> (summative & formative assessments)	\$432,900		
	2.03 - Develop a <b>systematic approach to MTSS</b> with Universal Design for Learning	\$223,548		
	2.04 - <b>Instructional coaches</b> build teacher capacity (resources & ELA, Math, & engagement PD)	\$690,909		
	2.05 - Provide administrative <b>PD &amp; coaching</b> (leadership & instruction & student progress monitoring)	\$408,398		
	2.06 - <b>Professional development</b> opportunities (program-specific, research-based interventions, etc.)	\$10,000		
	2.07 - <b>Education Specialists</b> PD (develop & implement behavior strategies & interventions)	\$10,000		
	2.08 - Ensure dual identified <b>EL/SPED students have linguistic goal</b> in IEP	N/C		
	2.09 - Provide <b>broad course of study</b> professional development & resources	\$139,995		
	2.10 - Provide Physical Education <b>instruction &amp; enrichment opportunities</b>	\$3,160,711		
	2.11 - Maintain <b>magnet programs</b> , alternative learning pathways, & VAPA course access	\$1,126,106		
	2.12 - Teacher initiated <b>professional development funds</b> to support PD	\$46,733		
	2.13 - Support <b>NGSS implementation for K-8</b>	\$4,500		
	2.14 - Teacher resources & PD to <b>support pedagogy &amp; digital implementation</b>	\$125,500		
	2.15 - Focused <b>21st Century skills professional development</b> & resources	\$21,000		
	2.16 - <b>Coordinate &amp; implement EL programs</b> & PD (Mainstream, Dual Immersion, & Seal of Bi-literacy)	\$139,362		
	2.17 - Provide <b>designated ELD</b> teacher professional development and instructional support	\$24,784		
	2.18 - Provide professional development for <b>integrated ELD</b> teachers	\$36,921		
	2.19 - Provide Long Term EL <b>reading intervention program</b> (Middle & K-8 schools)	\$80,000		
	2.20 - <b>Monitor EL academic, language development progress</b> & provide evaluation resources	\$25,946		
	2.21 - <b>EL coaching &amp; PD</b> for teachers, administrators, coaches, & other personnel	\$198,590		
	2.22 - Implement supplemental <b>EL &amp; Newcomer programs</b> (progress monitoring & supports)	\$302,832		
	2.23 - <b>Monitor EL progress towards reclassification</b> & monitor reclassified students for 4 years	\$18,419		
	2.24 - Develop <b>21st century learners</b> & college/career ready students (well-rounded programs & curriculum)	\$455,886		
	2.25 - <b>Identify students who need additional supports</b> , provide intervention & monitor progress	\$225,000		
	2.26 - Implement <b>effective instructional strategies</b> & supports (teacher & administration PD)	\$205,134		

GOAL  
**#3**



## Increase Student Engagement

STATE PRIORITIES

1. Basic Services

2. Academic Standards

3. Parent Involvement

4. Student Achievement

5. Student Engagement

6. School Climate

7. Course Access

8. Other Outcomes

---







STATUS

New













































Modified

Unchanged

EXPECTED 2019-2020 MEASURABLE **OUTCOMES**


<p>3.1</p> <div style="text-align: center; margin: 10px 0;"></div> <p style="text-align: center;">DECREASE SUSPENSION RATE</p> <table style="width: 100%; text-align: center;"> <tr> <td style="width: 50%;">2019-2020 <span style="color: green;">↓</span> <b>1.9%</b></td> <td style="width: 50%;">Baseline <span style="color: grey;">↔</span> <b>2.4%</b></td> </tr> </table>	2019-2020 <span style="color: green;">↓</span> <b>1.9%</b>	Baseline <span style="color: grey;">↔</span> <b>2.4%</b>	<p>3.2</p> <div style="text-align: center; margin: 10px 0;"></div> <p style="text-align: center;">DECREASE CHRONIC ABSENTEEISM</p> <table style="width: 100%; text-align: center;"> <tr> <td style="width: 50%;">2019-2020 <span style="color: green;">↓</span> <b>7.2%</b></td> <td style="width: 50%;">Baseline <span style="color: grey;">↔</span> <b>7.7%</b></td> </tr> </table>	2019-2020 <span style="color: green;">↓</span> <b>7.2%</b>	Baseline <span style="color: grey;">↔</span> <b>7.7%</b>	<p>3.3</p> <div style="text-align: center; margin: 10px 0;"></div> <p style="text-align: center;">INCREASE ATTENDANCE RATE</p> <table style="width: 100%; text-align: center;"> <tr> <td style="width: 50%;">2019-2020 <span style="color: green;">↑</span> <b>97.7%</b></td> <td style="width: 50%;">Baseline <span style="color: grey;">↔</span> <b>96.94%</b></td> </tr> </table>	2019-2020 <span style="color: green;">↑</span> <b>97.7%</b>	Baseline <span style="color: grey;">↔</span> <b>96.94%</b>
2019-2020 <span style="color: green;">↓</span> <b>1.9%</b>	Baseline <span style="color: grey;">↔</span> <b>2.4%</b>							
2019-2020 <span style="color: green;">↓</span> <b>7.2%</b>	Baseline <span style="color: grey;">↔</span> <b>7.7%</b>							
2019-2020 <span style="color: green;">↑</span> <b>97.7%</b>	Baseline <span style="color: grey;">↔</span> <b>96.94%</b>							
<p>3.4</p> <div style="text-align: center; margin: 10px 0;"></div> <p style="text-align: center;">INCREASE STUDENT SURVEY (CHKS) RESULTS</p> <p style="text-align: center; margin-top: 10px;">CHKS Survey is not administered in 2019-2020</p>	<p>3.5</p> <div style="text-align: center; margin: 10px 0;"></div> <p style="text-align: center;">MAINTAIN LOW MIDDLE SCHOOL DROP-OUT RATE</p> <table style="width: 100%; text-align: center;"> <tr> <td style="width: 50%;">2019-2020 <span style="color: green;">↓</span> <b>0%</b></td> <td style="width: 50%;">Baseline <span style="color: grey;">↔</span> <b>0.4%</b></td> </tr> </table>	2019-2020 <span style="color: green;">↓</span> <b>0%</b>	Baseline <span style="color: grey;">↔</span> <b>0.4%</b>	<p>3.6</p> <div style="text-align: center; margin: 10px 0;"></div> <p style="text-align: center;">MAINTAIN LOW EXPULSION RATE</p> <table style="width: 100%; text-align: center;"> <tr> <td style="width: 50%;">2019-2020 <span style="color: green;">=</span> <b>0%</b></td> <td style="width: 50%;">Baseline <span style="color: grey;">↔</span> <b>0%</b></td> </tr> </table>	2019-2020 <span style="color: green;">=</span> <b>0%</b>	Baseline <span style="color: grey;">↔</span> <b>0%</b>		
2019-2020 <span style="color: green;">↓</span> <b>0%</b>	Baseline <span style="color: grey;">↔</span> <b>0.4%</b>							
2019-2020 <span style="color: green;">=</span> <b>0%</b>	Baseline <span style="color: grey;">↔</span> <b>0%</b>							

EXPECTED 2019-2020 ACTIONS & EXPENDITURES

 Goal #3	 Action / Service	 Amount	 Target	 Status	
	<b>3.00 - Mentor staff &amp; services</b> to support student wellbeing	<b>\$917,584</b>	 Low Income	 Modified	
	<b>3.01 - School recognition program</b> to increase attendance rate	<b>\$1,000</b>	 All Students	 Unchanged	
	<b>3.02 - Ensure daily chronic absenteeism monitoring</b> & provide family resources & support	<b>\$156,294</b>	 Foster Youth	 Modified	
	<b>3.03 - Maintain family outreach services</b> , health staff, & student support	N/C	 Low Income	 Unchanged	
	<b>3.04 - Provide PBIS training &amp; implementation</b> (Restorative Practices training & SWIS licenses)	<b>\$104,600</b>		 Modified	
	<b>3.05 - Maintain student &amp; family case management services</b>	<b>\$815,638</b>		 Modified	
	<b>3.06 - Maintain clinical supervision</b> for mental health crisis intervention (two family resources centers)	<b>\$795,496</b>		 Modified	
	<b>3.07 - Maintain tracking system for student interventions</b> & Student Study Teams meeting actions	<b>\$76,100</b>		  	 Unchanged
	<b>3.08 - Prioritize &amp; monitor social/emotional needs</b> & provide <b>counseling services</b> (Foster Youth & Homeless Students)	<b>\$100,000</b>		 EL  FY	 Unchanged
	<b>3.09 - Activities Administrator</b> coordinates activities programs at all sites	<b>\$713,164</b>		 	 Modified
	<b>3.10 - Provide After-school</b> student programs	<b>\$3,937,455</b>	  	 Modified	
	<b>3.11 - Office staff training</b> to ensure families are supported (client-centered, & culturally appropriate professional development)	N/C	 All Students	 Unchanged	
	<b>3.12 - Administrative trainings promote student engagement &amp; safety</b> (SARB, new Bullying laws, & culturally appropriate discipline responses)	<b>\$5,000</b>		 Unchanged	
	<b>3.13 - Continue Multi-Tiered System of Supports</b> (additional professional development for Implementation Team, site & District leaders, coaches, & leaders)	<b>\$18,100</b>	 Low Income	 Modified	
	<b>3.14 - Coordinate student wellness programs</b> (mental health access, collaborative services, case management, PBIS, & Restorative Practices)	<b>\$341,907</b>		 Modified	
	<b>3.15 - Provide career awareness &amp; interest explorations</b> (Promise Scholars student lessons, community volunteers and partnerships with businesses, local government, and nonprofits)	<b>\$157,534</b>		 Modified	
	<b>3.16 - Provide Promise Scholars college visits</b> (early awareness of postsecondary education options, financial aid understanding, motivation to attend & family finance aid)	N/C		 LI  EL  FY	 Unchanged


GOAL


#4



## Increase Parent Engagement

GOAL DETAILS


  
1. Basic Services

  
2. Academic Standards


  
3. Parent Involvement

  
4. Student Achievement


  
5. Student Engagement


  
6. School Climate


  
7. Course Access

  
8. Other Outcomes

**STATUS**

  
New

  
Modified

  
Unchanged

EXPECTED 2019-2020 MEASURABLE **OUTCOMES**

<p>4.1</p> <div style="text-align: center; margin: 20px 0;">  </div> <p style="text-align: center;">MAINTAIN PARENT INVOLVEMENT &amp; INPUT</p>	<p>2019-2020 Metric</p> <div style="font-size: 2em; margin: 10px 0;">= 100%</div> <p style="font-size: 8px;">Baseline</p> <div style="font-size: 1.5em; margin: 10px 0;">📈 100%</div>	<p>4.2</p> <div style="text-align: center; margin: 20px 0;">  </div> <p style="text-align: center;">MAINTAIN PARENT RESOURCE ACCESS</p>	<p>2019-2020 Metric</p> <div style="font-size: 2em; margin: 10px 0;">= 100%</div> <p style="font-size: 8px;">Baseline</p> <div style="font-size: 1.5em; margin: 10px 0;">📈 100%</div>
--	---	--	---

EXPECTED 2019-2020 **ACTIONS & EXPENDITURES**

🎯 Goal #4	🔨 Action / Service	💰 Amount	🎯 Target	🔒 Status
	4.00 - Provide parent <b>education &amp; leadership workshops</b> (Parent Educational Center, online)	<b>\$284,636</b>		
	4.01 - Annual <b>Parent Leadership Conference</b>	<b>\$30,000</b>	 Foster Youth  English Learners  Low Income	 Modified 
	4.02 - Positive parenting and social/emotional wellbeing classes and <b>cultural proficiency workshops</b>	<b>\$94,290</b>		
	4.03 - Promote community service, <b>college &amp; university partnerships</b> (promote parent engagement & learning)	N/C		

EXPECTED 2019-2020 ACTIONS & EXPENDITURES

Goal #4	Action / Service	Amount	Target	Status
4.04 - <b>Timely &amp; appropriate translations, interpretations, &amp; 2-way communications</b>		\$236,281	All Students	Modified
4.05 - <b>Promise Scholars parent outreach &amp; workshops</b> (support student planning & preparation for college)		N/C	Foster Youth	Unchanged
4.06 - <b>Consultants support parent understanding of cultural proficiency, responsiveness, &amp; educational systems</b>		\$45,000	English Learners Low Income	
4.07 - <b>Promote parent leaders</b> through workshops supporting parent-to-parent trainings		\$6,500	English Learners	Modified
4.08 - <b>Provide parent workshops</b> on English Learner success		\$7,000		

**Abbreviations:** AVID (Advancement Via Individual Determination), BIP (Behavior Intervention Plans), CDS (County/District/School code), CHKS (California Healthy Kids Survey), EL (English Learner), ELA (English Language Arts), ELD (English Language Development), ELPAC (English Language Proficiency Assessment for California), ELPI (English Learner Progress Indicator), FY (Foster Youth), GATE (Gifted And Talented Education), IB (International Baccalaureate), IEP (Individualized Education Program), IS (Information Services), K (Kindergarten), LCAP (Local Control Accountability Plan), LCFF (Local Control Funding Formula), LI (Low Income), LTEL (Long-term English Learner), MTSS (Multi-Tiered System of Supports), N/C (No Cost), NGSS (Next Generation Science Standards), OMSD (Ontario-Montclair School District), PBIS (Positive Behavioral Interventions & Supports), PD (Professional Development), SARB (School Attendance Review Board), SPED (Special Education), STEM (Science, Technology, Engineering & Math), SWD (Students With Disabilities), SWIS (School-wide Information System), TK (Transitional Kindergarten), VAPA (Visual & Performing Arts).

Legend	
↑ - Increase	= - Maintain
↓ - Decrease	=/↑ - Maintain / Increase
+ - Increase BY	⬇️ - Baseline
- - Decrease BY	✓ - Completed
	🕒 - In progress



For additional LCAP resources scan or click the QR code or go to [www.goboinfo.com](http://www.goboinfo.com) & search for your district.

This infographic provides a high-level summary only. For more specific details, please refer to the accompanying 201 page LCAP narrative plan.



Ontario-Montclair School District, 950 West D Street, Ontario, CA 91762; Phone: 909-459-2500; Website: [www.omsd.net](http://www.omsd.net); CDS#: 36678190000000.

Assistant Superintendent Learning & Teaching: Tammy Lipschultz; Email: [tammy.lipschultz@omsd.net](mailto:tammy.lipschultz@omsd.net)