




Seven Steps to Earthquake Safety

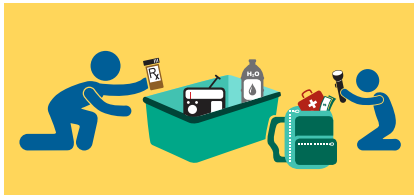
Follow the **Seven Steps to Earthquake Safety** to be prepared to survive and recover from the next damaging earthquake. More information for each step is available at EarthquakeCountry.org/sevensteps



Step 1: Secure your space by identifying hazards and securing moveable items.



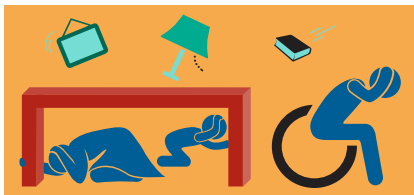
Step 2: Plan to be safe by creating a disaster plan and deciding how you will communicate in an emergency.



Step 3: Organize disaster supplies in convenient locations.



Step 4: Minimize financial hardship by organizing important documents, strengthening your property, and considering insurance.



Step 5: Drop, Cover and Hold On when the earth shakes.



Step 6: Improve safety after earthquakes by evacuating if necessary, helping the injured, and preventing further injuries or damage.



Step 7: Reconnect and Restore daily life by reconnecting with others, repairing damage, and rebuilding community.

P
r
e
p
a
r
e

S
u
r
v
i
v
e

R
e
c
o
v
e
r