

# Our Community, Our Children, Our Commitment, Our Future



## 2023 - 2024 FAST FACTS



### FOLLOW & WATCH US ON:



OMSD TV — @OFFICIAL\_OMSD





## MISSION STATEMENT

The Ontario-Montclair School District (OMSD) is committed to providing a world-class education to all students in safe, respectful, culturally responsive, and welcoming environments that value and empower students, staff, and families to be successful in a dynamic global society by cultivating college, career, and community partnerships.



## BOARD OF TRUSTEES

Sonia Alvarado  
Kristen "Kris" Brake  
Sarah S. Galvez  
Flora Martinez  
Elvia M. Rivas



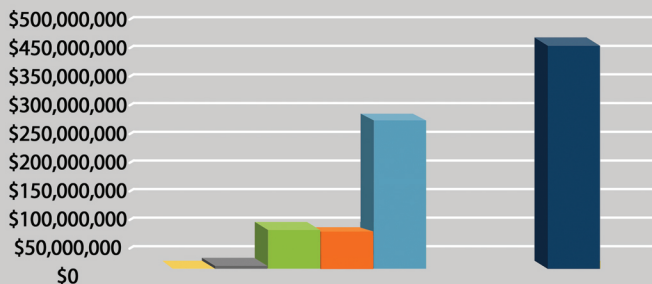
## SUPERINTENDENT

James Q. Hammond, Ed.D.

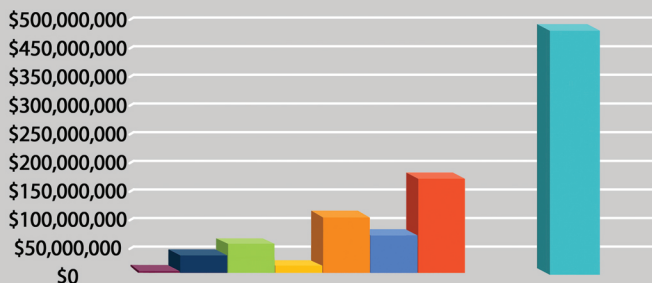


## BUDGET FACTS

\*\*General Fund Budget information as of 2023-2024 2nd Interim Reporting




LCFF Sources	\$272,845,391	Total Revenues \$461,736,354
Federal Revenues	\$78,113,016	
Other State Revenues	\$91,099,740	
Other Local Revenues	\$18,458,811	
Transfers In	\$1,219,396	



Certificated Salaries	\$170,255,267	Total Expenditures \$495,742,705
Classified Salaries	\$72,753,484	
Employee Benefits	\$111,520,988	
Books & Supplies	\$28,804,482	
Services	\$59,536,119	
Capital Outlay	\$48,151,763	
Outgoing/Transfers Out	\$4,720,602	



## AWARD WINNING SCHOOL DISTRICT



## OMSD SITES

Elementary Schools	22
Middle Schools	6
K-8	4
Online Academy	1
<b>Total</b>	<b>33</b>

### ALTERNATIVE PROGRAMS

SOAR Academy (at De Anza Middle School)

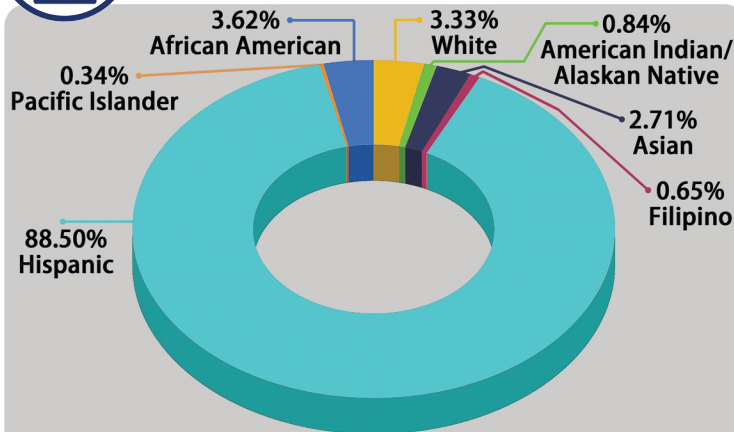


## PERSONNEL INFORMATION

Certificated Employees	1,389
Classified Employees	1,621
<b>Total</b>	<b>3,010</b>



## STUDENT INFORMATION



African American	682	Total Students 18,832
American Indian/Alaskan Native	159	
Asian	512	
Filipino	122	
Hispanic	16,667	
Pacific Islander	63	
White	627	

Ethnic Summary as of December 2023