

# MEASURE K

# CITIZEN BOND OVERSIGHT COMMITTEE



Fiscal Presentation

March 1, 2021

Data as of January 31, 2021

# MEASURE K AUDIT

- ▶ Audit as of June 30, 2020
- ▶ Audit Purpose:
  - ▶ *Form an opinion on financial statements*
  - ▶ *Performance audit to verify District complied with rules and regulations*
- ▶ Financial Statement:
  - ▶ *Unmodified opinion = Best opinion given*
  - ▶ *No material weaknesses or significant deficiencies identified*
- ▶ Performance Audit:
  - ▶ *Auditor's tested 31% of total expenditures*
  - ▶ *No expenditures that were tested were found not in compliance with the requirements Article XIII A of the State Constitution or the requirements of the Measure K*
- ▶ Fund Balance as of June 30, 2020 was \$30,799,317
- ▶ Fund Balance is considered restricted
  - ▶ *Amount that can be spent only for specific purpose*
- ▶ Findings:
  - ▶ *None*

# PROJECT ACTIVITY

PROJECT	EXPENDITURES-TO-DATE	ENCUMBERED	TOTAL
ARROYO—MODERNIZATION	301,567.74	-	301,567.74
BERLYN—CLEAN ENERGY PROJECT	9,371.26	-	9,371.26
BON VIEW—MODERNIZATION	326,454.73	-	326,454.73
BRERLYN—MODERNIZATION	479,421.73	16,311.62	495,733.35
BUENA VISTA—MODERNIZATION	315,508.52	10,432.11	325,940.63
CENTRAL—CLEAN ENERGY PROJECT	656,792.80	-	656,792.80
CENTRAL—MODERNIZATION	1,228,729.79	29,315.84	1,258,045.63
CENTRAL—SEISMIC RETROFIT	6,096,542.95	12,284.95	6,108,827.90
CORONA—CLEAN ENERGY PROJECT	234.56	-	234.56
CORONA—MODERNIZATION	331,224.66	-	331,224.66
DE ANZA—HEALTH AND LEARNING CENTER	10,533,290.22	8,343.81	10,541,634.03
DE ANZA—MODERNIZATION	413,214.98	-	413,214.98
DEL NORTE—CLEAN ENERGY PROJECT	270.89	-	270.89
DEL NORTE—MODERNIZATION	431,895.39	33,027.24	464,922.63
EDISON—MODERNIZATION	225,681.00	19,602.00	245,283.00
EDISON—SEISMIC RETROFIT	1,600.00	1,600.00	3,200.00

# PROJECT ACTIVITY

PROJECT	EXPENDITURES-TO-DATE	ENCUMBERED	TOTAL
EL CAMINO—CLEAN ENERGY PROJECT	32,352.79	1,148.00	33,500.79
EL CAMINO—MODERNIZATION	517,689.24	-	517,689.24
ELDERBERRY—CLEAN ENERGY PROJECT	235.78	-	235.78
ELDERBERRY—MODERNIZATION	352,759.99	57,000.00	409,759.99
EUCLID—CLEAN ENERGY PROJECT	639,878.68	-	639,878.68
EUCLID—MODERNIZATION	761,900.91	-	761,900.91
EUCLID—SEISMIC RETROFIT	4,372,044.01	-	4,372,044.01
HAWTHORNE—CLEAN ENERGY PROJECT	1,801.29	-	1,801.29
HAWTHORNE—MODERNIZATION	360,172.73	16,411.73	376,584.46
HAYNES—MODERNIZATION	425,800.81	-	425,800.81
HOWARD—CLEAN ENERGY PROJECT	1,584.28	-	1,584.28
HOWARD—MODERNIZATION	864,406.50	17,176.29	881,582.79
KINGSLEY—CLEAN ENERGY PROJECT	1,594.10	-	1,594.10
KINGSLEY—MODERNIZATION	329,717.89	-	329,717.89
LEHIGH—CLEAN ENERGY PROJECT	1,287.95	-	1,287.95
LEHIGH—MODERNIZATION	513,508.37	-	513,508.37

# PROJECT ACTIVITY

PROJECT	EXPENDITURES-TO-DATE	ENCUMBERED	TOTAL
LINCOLN—CLEAN ENERGY PROJECT	813.07	-	813.07
LINCOLN—MODERNIZATION	272,629.13	39,816.42	312,445.55
LINCOLN—SEISMIC RETROFIT	1,600.00	1,600.00	3,200.00
LINDA VISTA—CLEAN ENERGY PROJECT	1,187.74	-	1,187.74
LINDA VISTA—MODERNIZATION	183,736.36	25,825.31	209,561.67
MARIPOSA—CLEAN ENERGY PROJECT	2,224.73	-	2,224.73
MARIPOSA—MODERNIZATION	168,303.49	10,902.68	179,206.17
MARIPOSA—SEISMIC RETROFIT	1,600.00	1,600.00	3,200.00
MISSION—CLEAN ENERGY PROJECT	956.76	-	956.76
MISSION—MODERNIZATION	604,842.31	29,775.97	634,618.28
MONTE VISTA—MODERNIZATION	422,451.84	17,449.30	439,901.14
MONTERA—MODERNIZATION	374,160.86	-	374,160.86
MORENO—MODERNIZATION	610,642.87	-	610,642.87
OAKS—CLEAN ENERGY PROJECT	643.94	-	643.94
OAKS—MODERNIZATION	392,033.84	-	392,033.84
RAMONA—CLEAN ENERGY PROJECT	4,599.48	-	4,599.48

# PROJECT ACTIVITY

PROJECT	EXPENDITURES-TO-DATE	ENCUMBERED	TOTAL
RAMONA—MODERNIZATION	520,343.15	-	520,343.15
SERRANO—CLEAN ENERGY PROJECT	3,063.65	-	3,063.65
SERRANO—HEALTH AND LEARNING CENTER	945,193.77	6,344,551.87	7,289,745.64
SERRANO—MODERNIZATION	382,442.19	-	382,442.19
SERRANO—SEISMIC RETROFIT	1,949,915.17	-	1,949,915.17
SULTANA—MODERNIZATION	301,664.00	10,453.21	312,117.21
VARIOUS—CLEAN ENERGY PROJECT	23,087.44	-	23,087.44
VARIOUS—SEISMIC RETROFIT	640,584.75	-	640,584.75
VERNON—CLEAN ENERGY PROJECT	2,632.68	-	2,632.68
VERNON—HEALTH AND LEARNING CENTER	11,548,141.47	-	11,548,141.47
VERNON—MODERNIZATION	379,729.11	-	379,729.11
VINA DANKS—CLEAN ENERGY PROJECT	152.93	-	152.93
VINA DANKS—MODERNIZATION	548,993.91	273,755.00	822,748.91
VINA DANKS—SEISMIC RETROFIT	456,986.14	408,895.35	865,881.49
VINEYARD—CLEAN ENERGY PROJECT	1,446.93	-	1,446.93
VINEYARD—MODERNIZATION	258,386.22	-	258,386.22

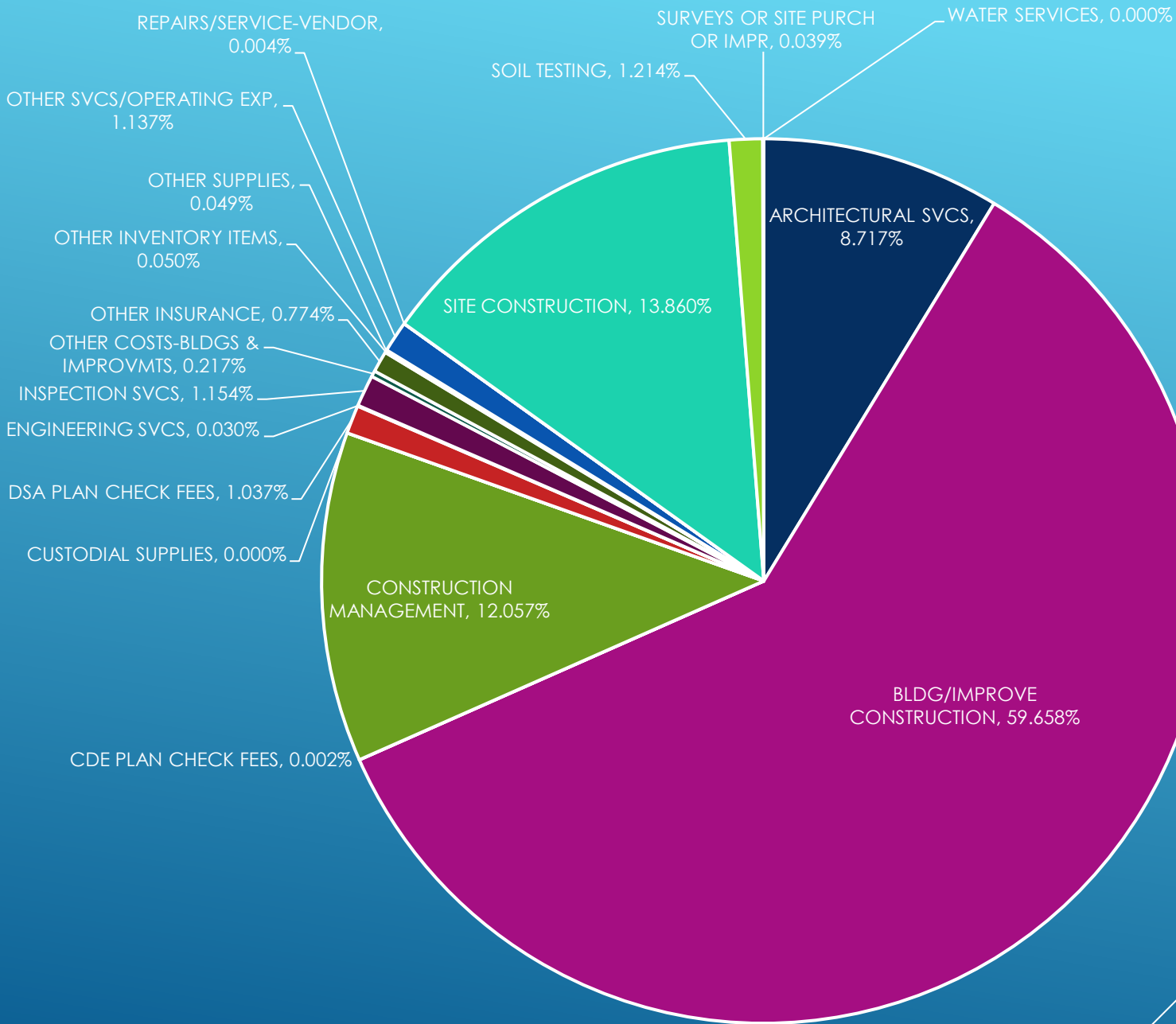
# PROJECT ACTIVITY

PROJECT	EXPENDITURES-TO-DATE	ENCUMBERED	TOTAL
VISTA GRANDE—CLEAN ENERGY PROJECT	703.31	-	703.31
VISTA GRANDE—MODERNIZATION	362,332.02	17,479.27	379,811.29
WILTSEY—CLEAN ENERGY PROJECT	2,337.32	-	2,337.32
WILTSEY—HEALTH AND LEARNING CENTER	524,454.74	752,294.76	1,276,749.50
WILTSEY—MODERNIZATION	203,704.51	-	203,704.51
WILTSEY—SEISMIC RETROFIT	1,763,903.51	192,253.10	1,956,156.61
GRAND TOTAL	54,391,161.88	8,349,305.83	62,740,467.71

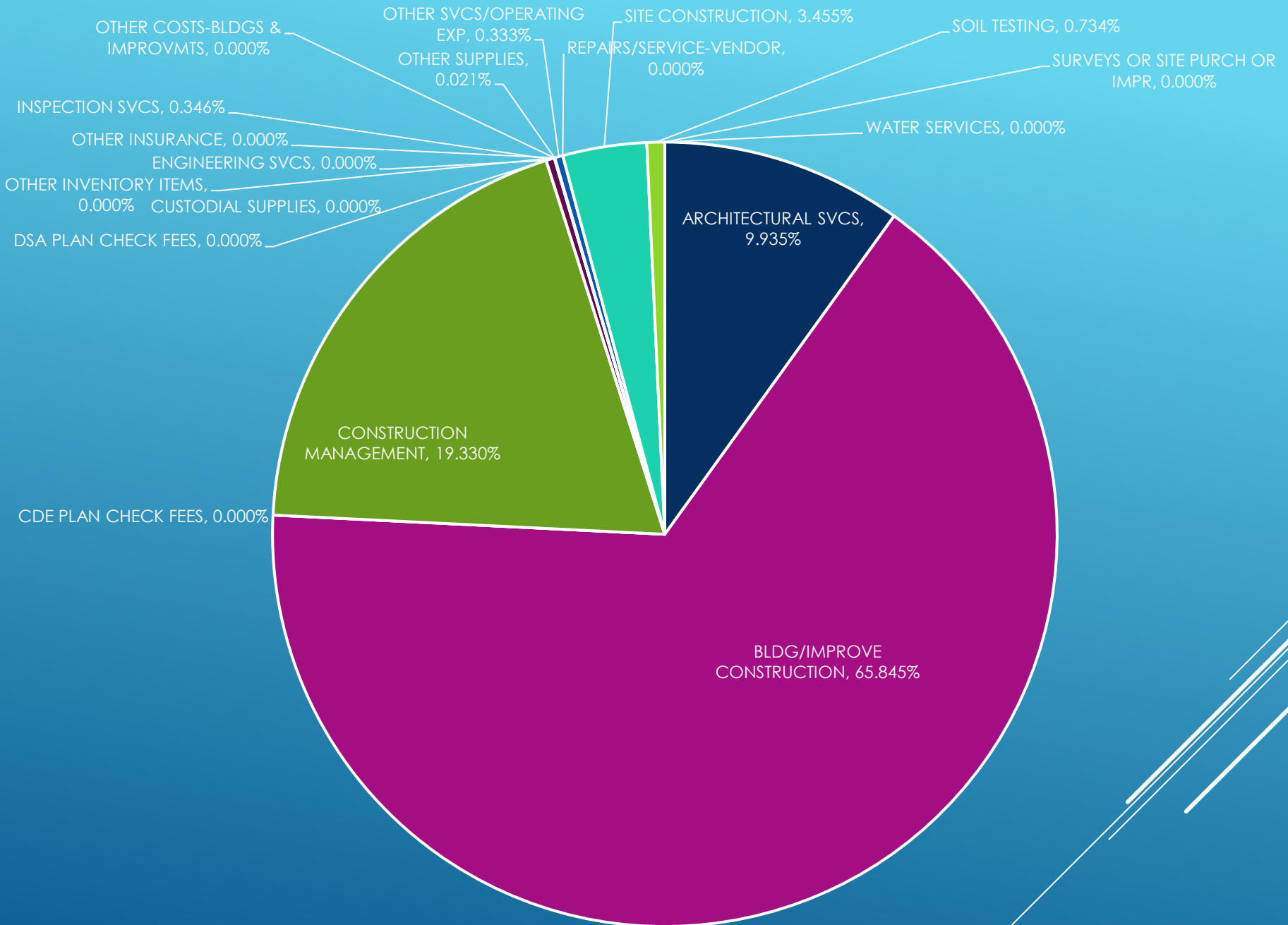
# EXPENDITURES AND ENCUMBRANCES BY CATEGORY

CATEGORY	INCEPTION-TO-DATE		
	EXPENDITURES	ENCUMBERED	TOTAL
ARCHITECTURAL SVCS	4,639,549.20	829,535.85	5,469,085.05
BLDG/IMPROVE CONSTRUCTION	31,932,141.21	5,497,629.10	37,429,770.31
CDE PLAN CHECK FEES	1,380.47	-	1,380.47
CONSTRUCTION MANAGEMENT	5,950,764.40	1,613,936.25	7,564,700.65
CUSTODIAL SUPPLIES	268.88	-	268.88
DSA PLAN CHECK FEES	650,539.99	-	650,539.99
ENGINEERING SVCS	18,603.19	-	18,603.19
INSPECTION SVCS	694,816.18	28,901.00	723,717.18
OTHER COSTS-BLDGS & IMPROVMTS	136,388.82	-	136,388.82
OTHER INSURANCE	485,752.00	-	485,752.00
OTHER INVENTORY ITEMS	31,428.90	-	31,428.90
OTHER SUPPLIES	29,090.00	1,724.38	30,814.38
OTHER SVCS/OPERATING EXP	685,479.64	27,834.96	713,314.60
REPAIRS/SERVICE-VENDOR	2,684.54	-	2,684.54
SITE CONSTRUCTION	8,407,327.23	288,452.28	8,695,779.51
SOIL TESTING	700,112.23	61,292.01	761,404.24
SURVEYS OR SITE PURCH OR IMPR	24,710.00	-	24,710.00
WATER SERVICES	125.00	-	125.00
<b>GRAND TOTAL</b>	<b>54,391,161.88</b>	<b>8,349,305.83</b>	<b>62,740,467.71</b>

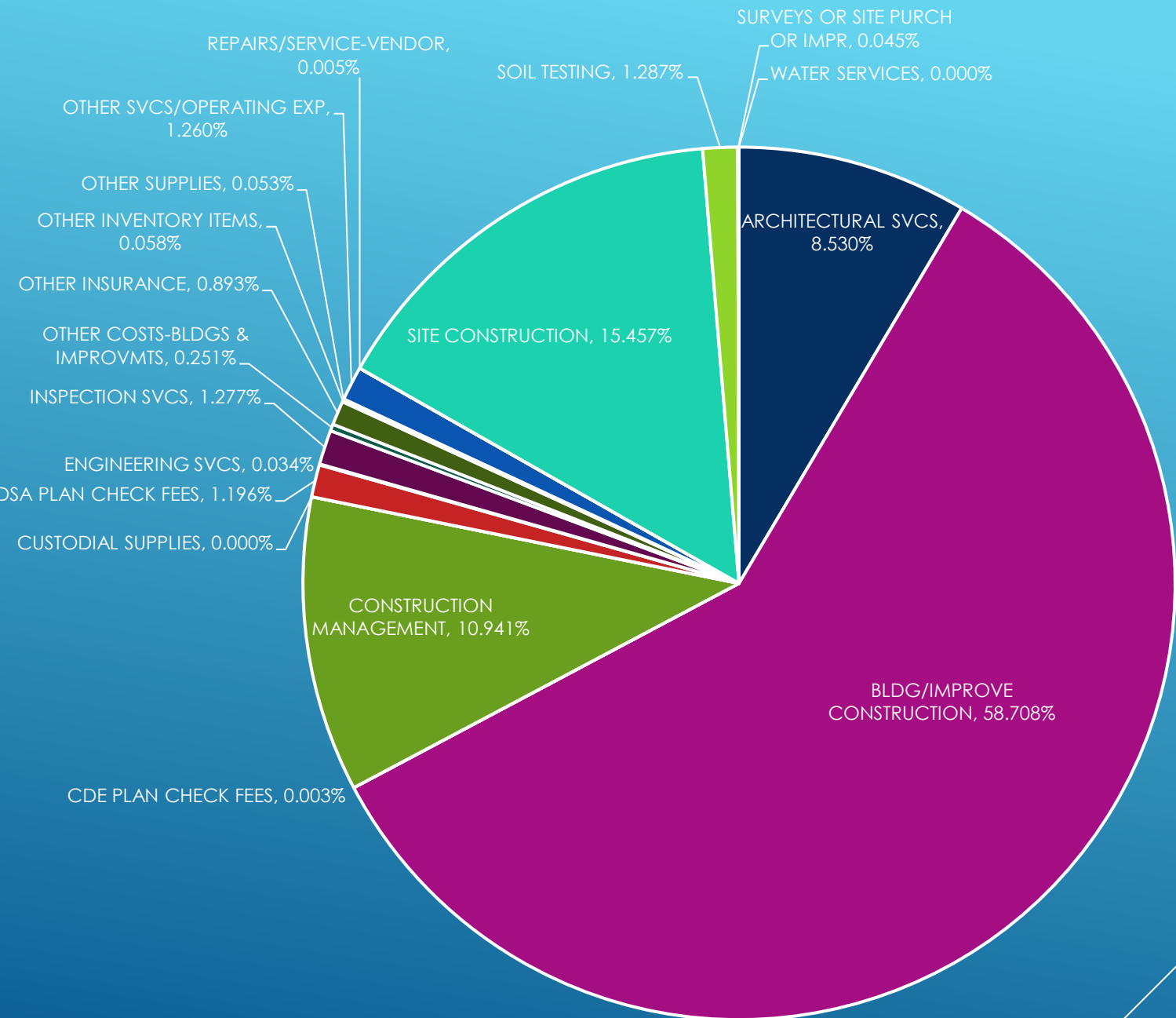




EXPENDITURES-TO-DATE



ENCUMBERED



TOTAL ACTIVITY-TO-DATE

# EXPENDITURES-TO-DATE VS PROJECTED TOTAL PROJECT COST

